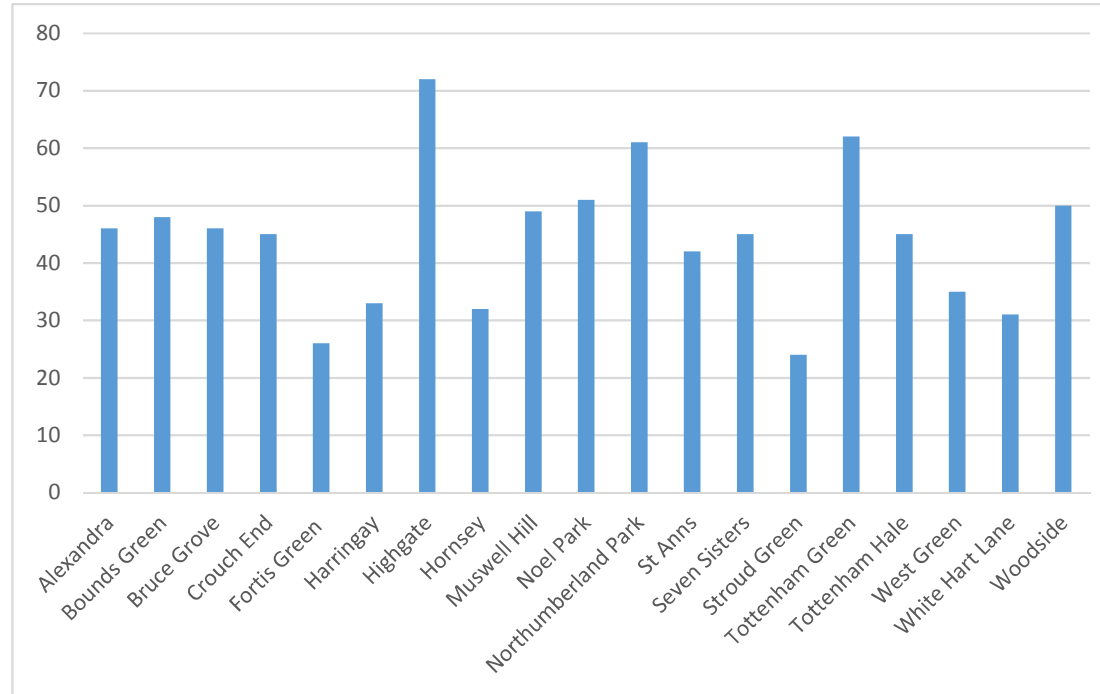


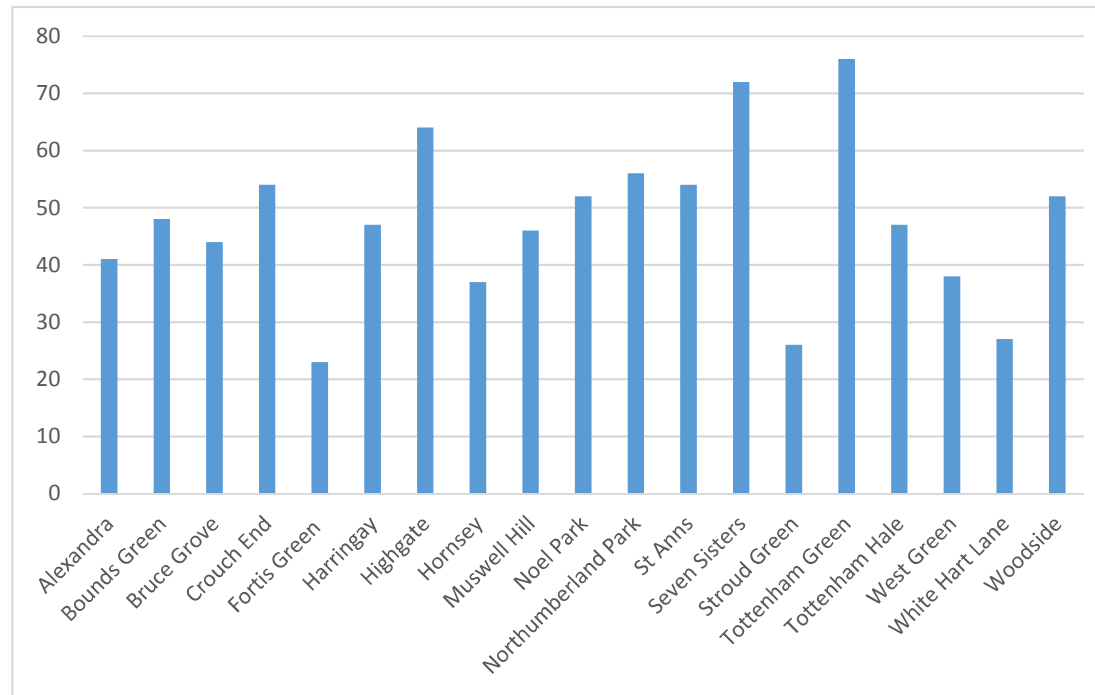
Enforcement cases received by ward

Alexandra	46
Bounds Green	48
Bruce Grove	46
Crouch End	45
Fortis Green	26
Harringay	33
Highgate	72
Hornsey	32
Muswell Hill	49
Noel Park	51
Northumberland Park	61
St Anns	42
Seven Sisters	45
Stroud Green	24
Tottenham Green	62
Tottenham Hale	45
West Green	35
White Hart Lane	31
Woodside	50
TOTAL	843



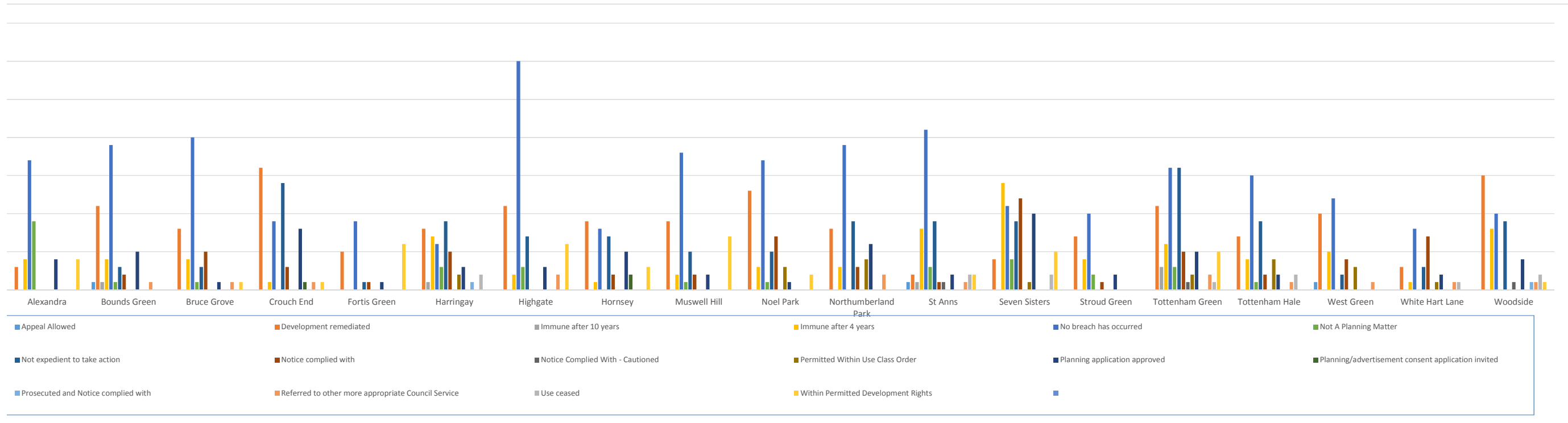
Enforcement cases received by ward

Alexandra	41
Bounds Green	48
Bruce Grove	44
Crouch End	54
Fortis Green	23
Harringay	47
Highgate	64
Hornsey	37
Muswell Hill	46
Noel Park	52
Northumberland Park	56
St Anns	54
Seven Sisters	72
Stroud Green	26
Tottenham Green	76
Tottenham Hale	47
West Green	38
White Hart Lane	27
Woodside	52
TOTAL	904



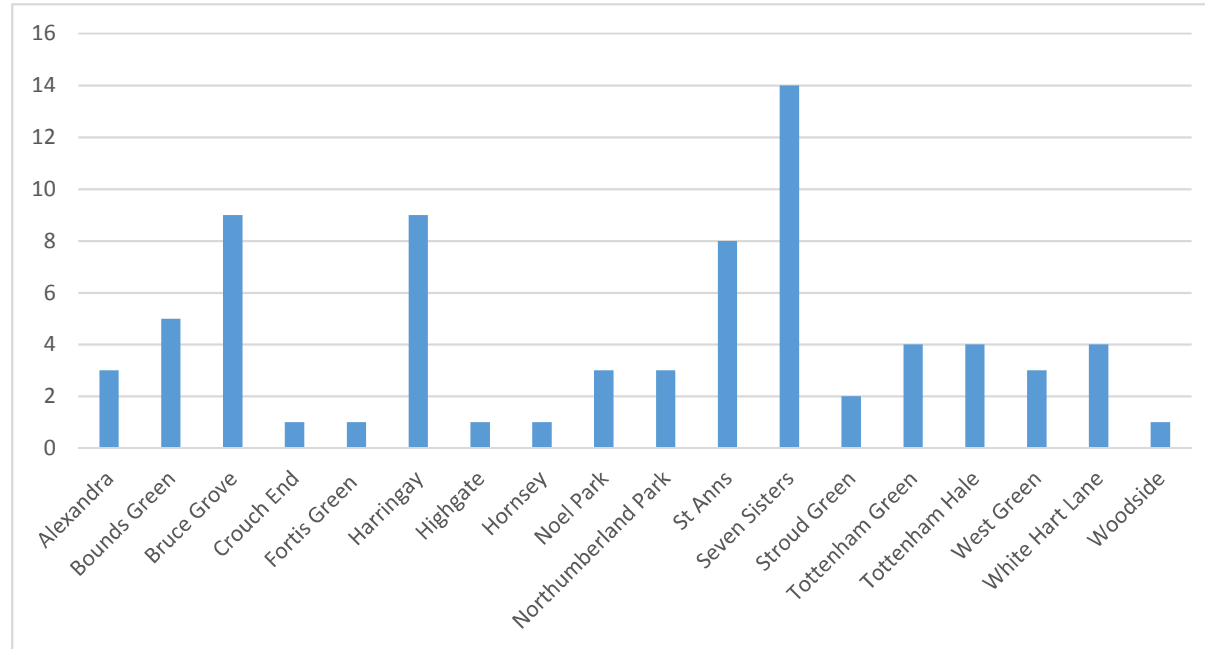
Enforcement cases closed by ward - by reason

	Alexandra	Bounds Green	Bruce Grove	Crouch End	Fortis Green	Harringay	Highgate	Hornsey	Muswell Hill	Noel Park	Northumberland Park	St Anns	Seven Sisters	Stroud Green	Tottenham Green	Tottenham Hale	West Green	White Hart Lane	Woodside
Appeal Allowed		1										1					1		
Development remediated	3	11	8	16	5	8	11	9	9	13	8	2	4	7	11	7	10	3	15
Immune after 10 years		1				1						1			3				
Immune after 4 years	4	4	4	1		7	2	1	2	3	3	8	14	4	6	4	5	1	8
No breach has occurred	17	19	20	9	9	6	30	8	18	17	19	21	11	10	16	15	12	8	10
Not A Planning Matter	9	1	1			3	3		1	1		3	4	2	3	1			
Not expedient to take action		3	3	14	1	9	7	7	5	5	9	9	9		16	9	2	3	9
Notice complied with		2	5	3	1	5		2	2	7	3	1	12	1	5	2	4	7	
Notice Complied With - Cautioned												1			1				1
Permitted Within Use Class Order						2				3	4		1		2	4	3	1	
Planning application approved	4	5	1	8	1	3	3	5	2	1	6	2	10	2	5	2		2	4
Planning/advertisement consent application invited				1				2											
Prosecuted and Notice complied with						1													1
Referred to other more appropriate Council Service		1	1	1			2				2	1			2	1	1	1	1
Use ceased						2						2	2		1	2		1	2
Within Permitted Development Rights	4		1	1	6		6	3	7	2		2	5		5				1



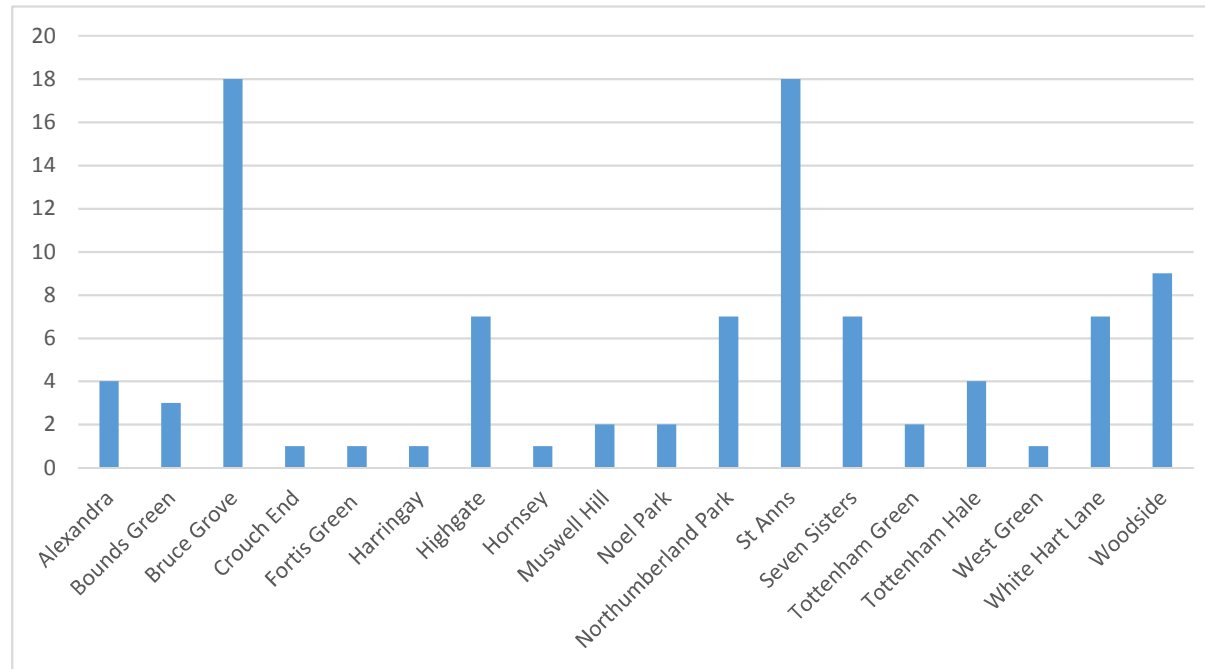
Enforcement Notices served by ward: 2017-2018

Alexandra	3
Bounds Green	5
Bruce Grove	9
Crouch End	1
Fortis Green	1
Harringay	9
Highgate	1
Hornsey	1
Noel Park	3
Northumberland Park	3
St Anns	8
Seven Sisters	14
Stroud Green	2
Tottenham Green	4
Tottenham Hale	4
West Green	3
White Hart Lane	4
Woodside	1
TOTAL	76



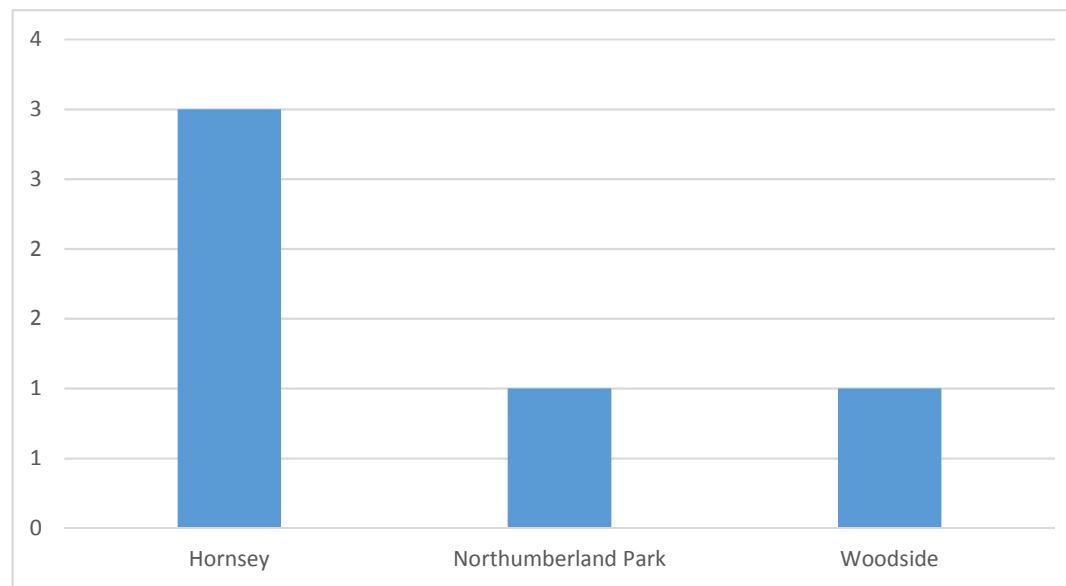
Planning Contravention Notices served by ward: 2017-2018

Alexandra	4
Bounds Green	3
Bruce Grove	18
Crouch End	1
Fortis Green	1
Harringay	1
Highgate	7
Hornsey	1
Muswell Hill	2
Noel Park	2
Northumberland Park	7
St Anns	18
Seven Sisters	7
Tottenham Green	2
Tottenham Hale	4
West Green	1
White Hart Lane	7
Woodside	9
TOTAL	95



Hornsey	3
Northumberland Park	1
Woodside	1
TOTAL	5

Temporary Stop Notices served by ward: 2017-2018

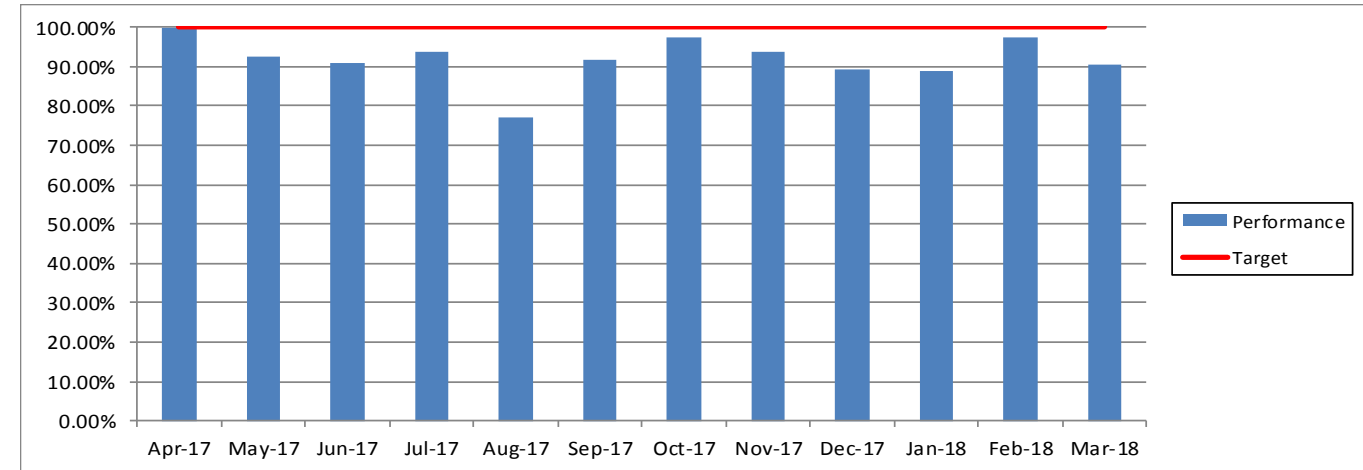


Percentage of complainants notified on Planning Enforcement Complaints on which a decision is taken within 8 weeks

Note: These figures only take account of Planning Enforcement complaints received after 31.09.2014

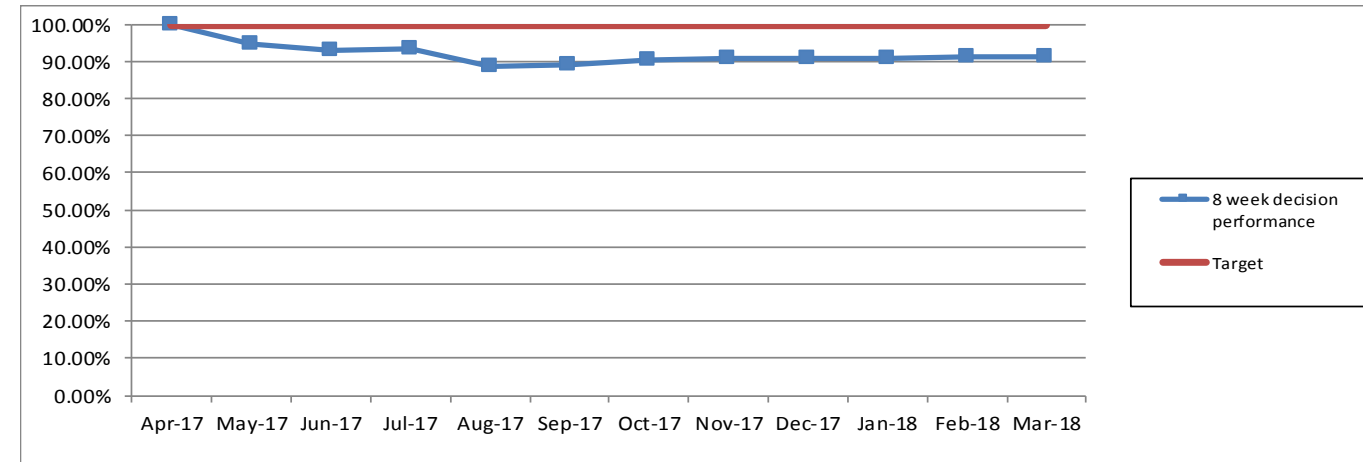
Individual month performance for 2017/2018

Month	complaints received	decision taken within 8 weeks	Target %	Total decisions	%
Apr-17	51	24	100.00%	24	100.00%
May-17	77	63	100.00%	68	92.65%
Jun-17	88	72	100.00%	79	91.14%
Jul-17	80	62	100.00%	66	93.94%
Aug-17	42	71	100.00%	92	77.17%
Sep-17	78	44	100.00%	48	91.67%
Oct-17	85	72	100.00%	74	97.30%
Nov-17	62	62	100.00%	66	93.94%
Dec-17	62	34	100.00%	38	89.47%
Jan-18	53	56	100.00%	63	88.89%
Feb-18	62	41	100.00%	42	97.62%
Mar-18	72	48	100.00%	53	90.57%



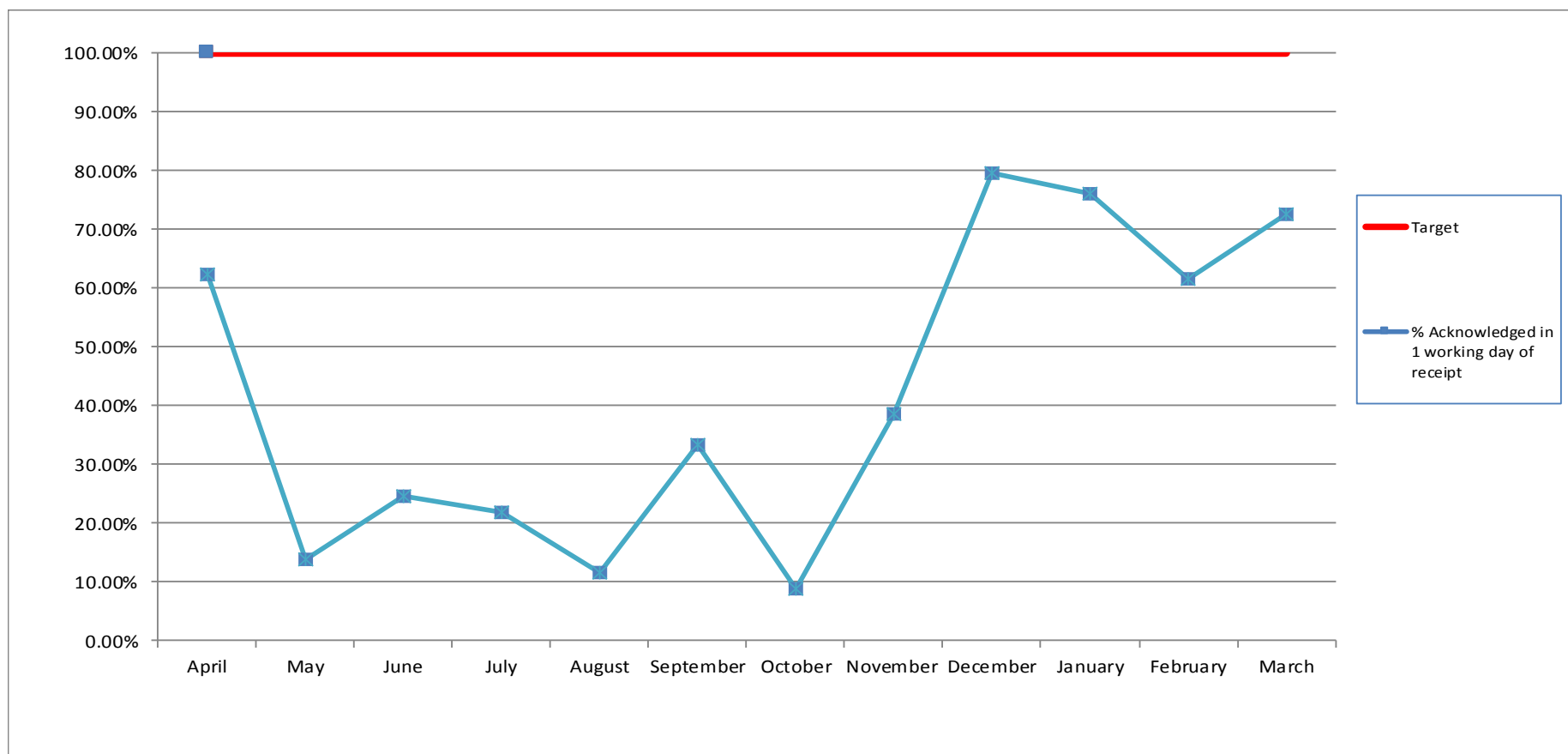
Cumulative performance for 2017/2018

Month	complaints received	decision taken within 8 weeks	Target %	Total decisions	%
Apr-17	51	24	100.00%	24	100.00%
May-17	128	87	100.00%	92	94.57%
Jun-17	216	159	100.00%	171	92.98%
Jul-17	296	221	100.00%	237	93.25%
Aug-17	338	292	100.00%	329	88.75%
Sep-17	416	336	100.00%	377	89.12%
Oct-17	501	408	100.00%	451	90.47%
Nov-17	563	470	100.00%	517	90.91%
Dec-17	625	504	100.00%	555	90.81%
Jan-18	678	560	100.00%	618	90.61%
Feb-18	740	601	100.00%	660	91.06%
Mar-18	812	649	100.00%	713	91.02%



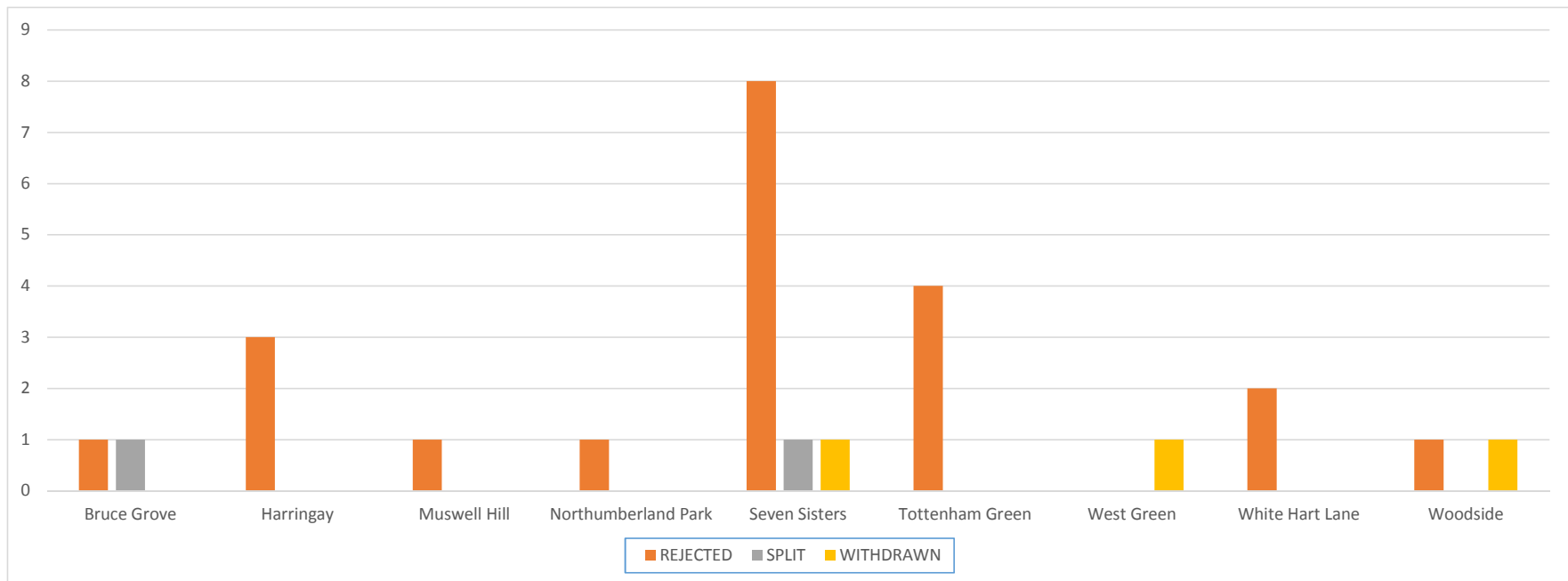
Number / percentage of acknowledged planning enforcement complaints in 1 working day
 Individual month performance (12 month rolling)

	Total Acknowledged	Acknowledged in 1 working day	% Acknowledged in 1 working day	Target
April	45	28	62.22%	100.00%
May	58	8	13.79%	100.00%
June	77	19	24.68%	100.00%
July	69	15	21.74%	100.00%
August	43	5	11.63%	100.00%
September	54	18	33.33%	100.00%
October	56	5	8.93%	100.00%
November	52	20	38.46%	100.00%
December	39	31	79.49%	100.00%
January	46	35	76.09%	100.00%
February	60	37	61.67%	100.00%
March	51	37	72.55%	100.00%
Total	650	258	39.69%	100.00%



Enforcement appeals decided by ward - by decision: 2017-2018

	Bruce Grove	Harringay	Muswell Hill	Northumberland Park	Seven Sisters	Tottenham Green	West Green	White Hart Lane	Woodside
REJECTED	1	3	1	1	8	4		2	1
SPLIT	1				1				
WITHDRAWN					1		1		1



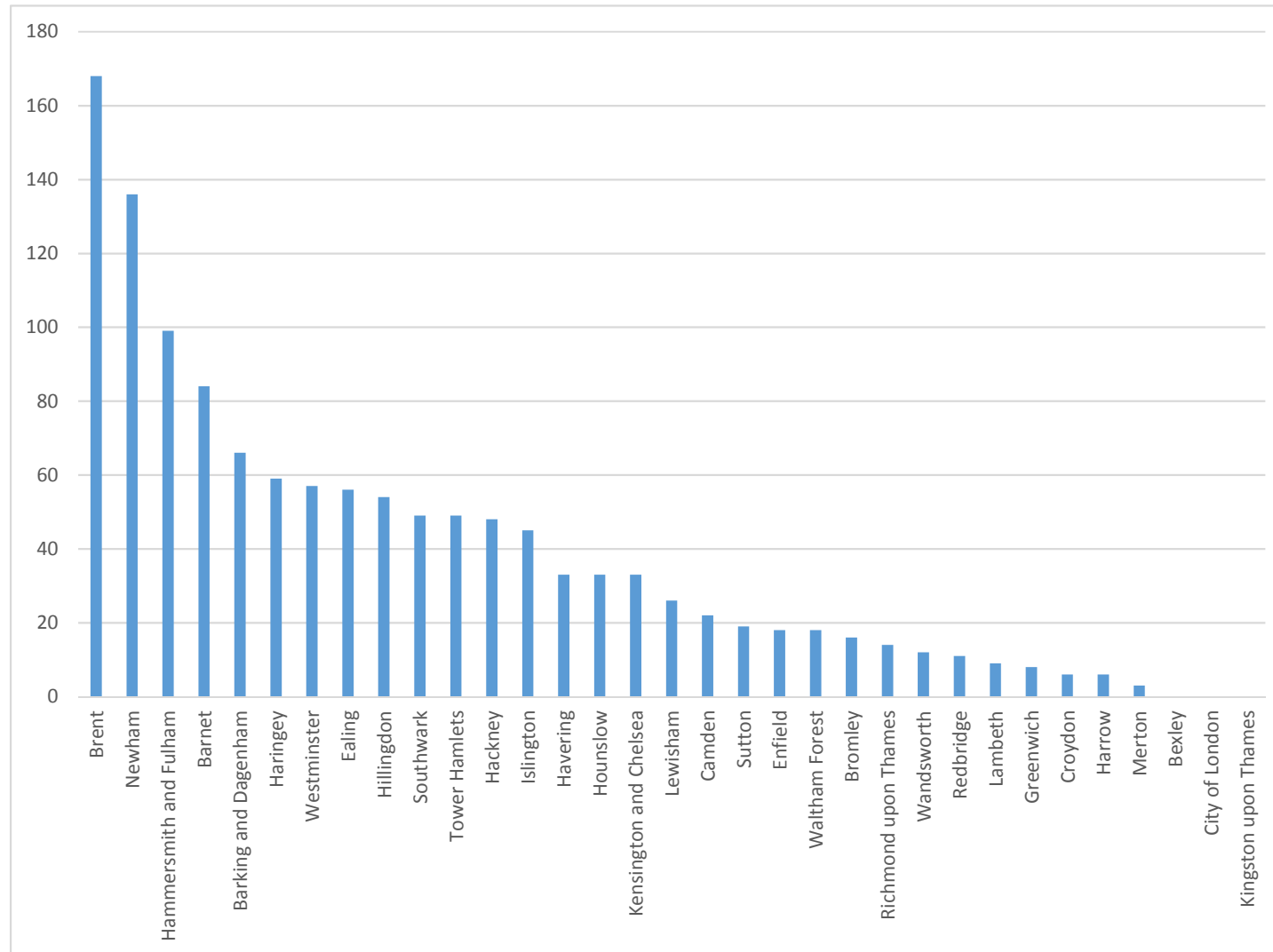
DCLG London Borough Comparison: April 2017 - December 2017

Note: DCLG statistics have a 6 month lag; therefore December 2017 are the latest currently available

Enforcement Notices Served

Haringey ranked 6 out of 33

1	Brent	168
2	Newham	136
3	Hammersmith and Fulham	99
4	Barnet	84
5	Barking and Dagenham	66
6	Haringey	59
7	Westminster	57
8	Ealing	56
9	Hillingdon	54
10	Southwark	49
11	Tower Hamlets	49
12	Hackney	48
13	Islington	45
14	Havering	33
15	Hounslow	33
16	Kensington and Chelsea	33
17	Lewisham	26
18	Camden	22
19	Sutton	19
20	Enfield	18
21	Waltham Forest	18
22	Bromley	16
23	Richmond upon Thames	14
24	Wandsworth	12
25	Redbridge	11
26	Lambeth	9
27	Greenwich	8
28	Croydon	6
29	Harrow	6
30	Merton	3
31	Bexley	0
32	City of London	0
33	Kingston upon Thames	0



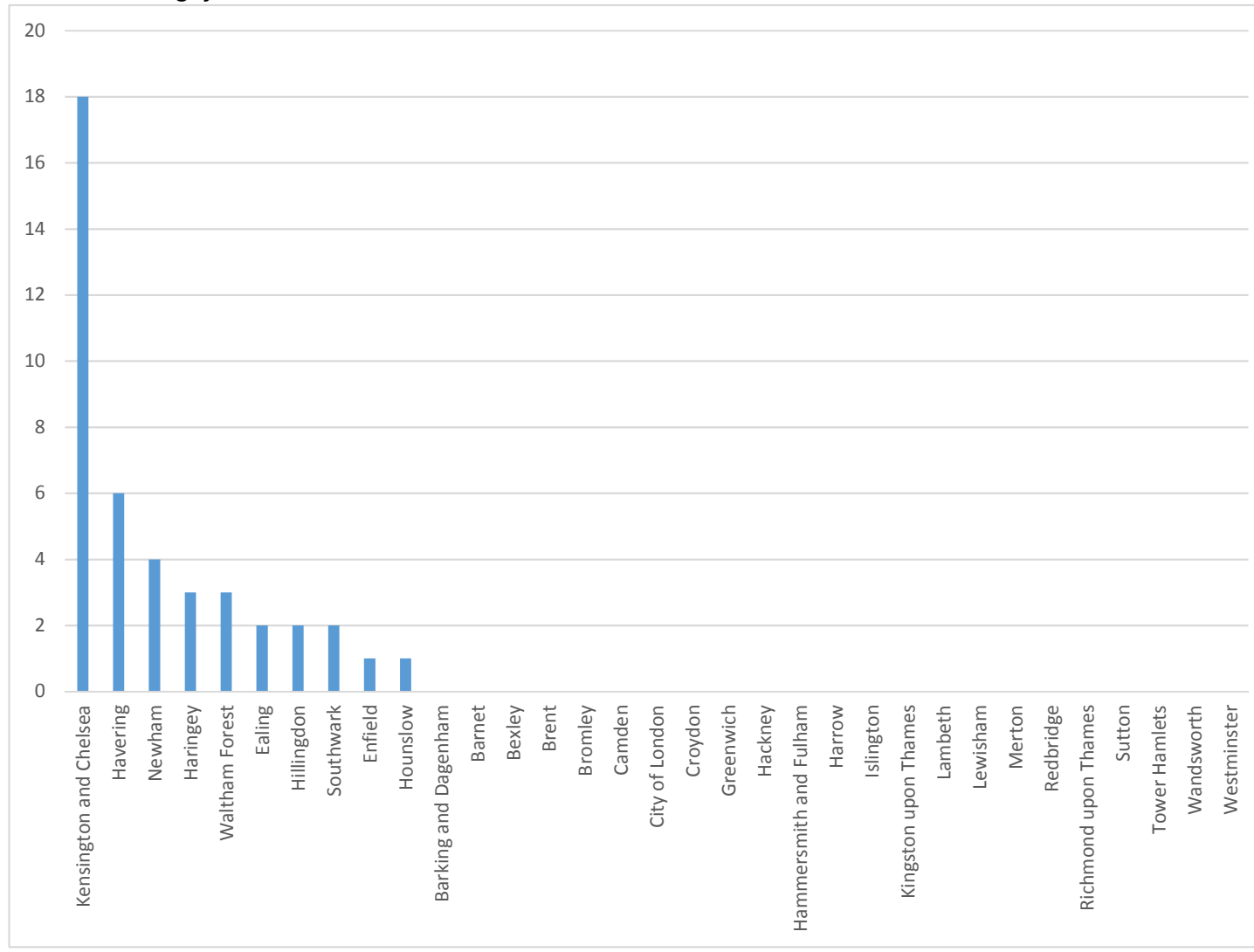
DCLG London Borough Comparison: April 2017 - December 2017

Note: DCLG statistics have a 6 month lag; therefore December 2017 are the latest currently available

Temporary Stop Notices Served

Haringey ranked 4 out of 33

1	Kensington and Chelsea	18
2	Havering	6
3	Newham	4
4	Haringey	3
5	Waltham Forest	3
6	Ealing	2
7	Hillingdon	2
8	Southwark	2
9	Enfield	1
10	Hounslow	1
11	Barking and Dagenham	0
12	Barnet	0
13	Bexley	0
14	Brent	0
15	Bromley	0
16	Camden	0
17	City of London	0
18	Croydon	0
19	Greenwich	0
20	Hackney	0
21	Hammersmith and Fulham	0
22	Harrow	0
23	Islington	0
24	Kingston upon Thames	0
25	Lambeth	0
26	Lewisham	0
27	Merton	0
28	Redbridge	0
29	Richmond upon Thames	0
30	Sutton	0
31	Tower Hamlets	0
32	Wandsworth	0
33	Westminster	0



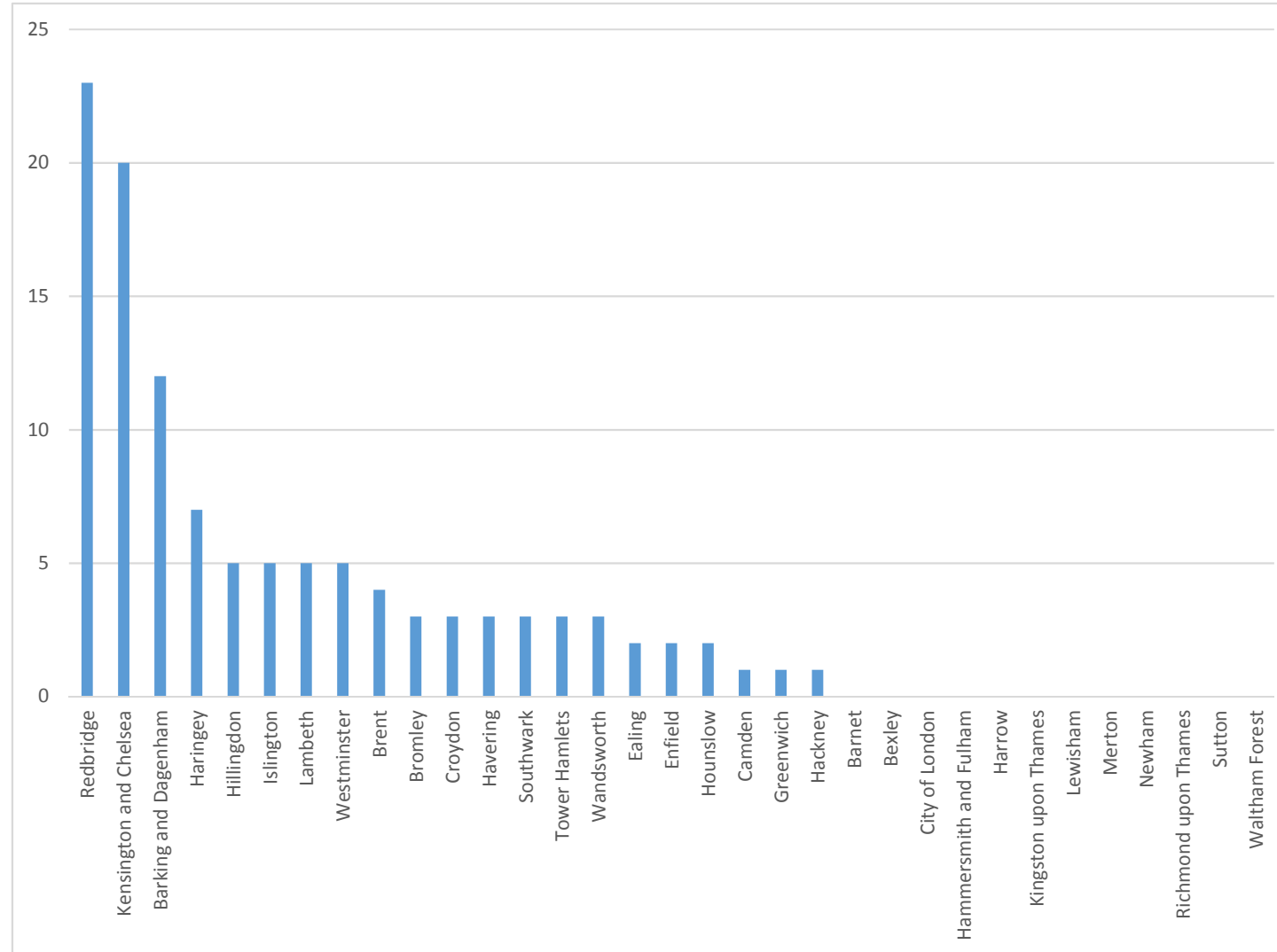
DCLG London Borough Comparison: April 2017 - December 2017

Note: DCLG statistics have a 6 month lag; therefore December 2017 are the latest currently available

Breach of Conditions Notices Served

Haringey ranked 4 out of 33

1	Redbridge	23
2	Kensington and Chelsea	20
3	Barking and Dagenham	12
4	Haringey	7
5	Hillingdon	5
6	Islington	5
7	Lambeth	5
8	Westminster	5
9	Brent	4
10	Bromley	3
11	Croydon	3
12	Havering	3
13	Southwark	3
14	Tower Hamlets	3
15	Wandsworth	3
16	Ealing	2
17	Enfield	2
18	Hounslow	2
19	Camden	1
20	Greenwich	1
21	Hackney	1
22	Barnet	0
23	Bexley	0
24	City of London	0
25	Hammersmith and Fulham	0
26	Harrow	0
27	Kingston upon Thames	0
28	Lewisham	0
29	Merton	0
30	Newham	0
31	Richmond upon Thames	0
32	Sutton	0
33	Waltham Forest	0



DCLG London Borough Comparison: April 2017 - December 2017

Note: DCLG statistics have a 6 month lag; therefore December 2017 are the latest currently available

Planning Contravention Notices Served

Haringey ranked 8 out of 33

1	Westminster	214
2	Hounslow	129
3	Southwark	123
4	Newham	93
5	Enfield	84
6	Ealing	75
7	Brent	68
8	Haringey	52
9	Lewisham	40
10	Hillingdon	31
11	Kensington and Chelsea	23
12	Waltham Forest	22
13	Greenwich	16
14	Barnet	15
15	Lambeth	15
16	Islington	12
17	Bromley	10
18	Bexley	8
19	Hammersmith and Fulham	7
20	Wandsworth	7
21	Havering	6
22	Camden	3
23	Barking and Dagenham	1
24	Croydon	1
25	Redbridge	1
26	City of London	0
27	Hackney	0
28	Harrow	0
29	Kingston upon Thames	0
30	Merton	0
31	Richmond upon Thames	0
32	Sutton	0
33	Tower Hamlets	0

